



**BRANT HALDIMAND NORFOLK
Catholic District School Board**

Agenda
Catholic Education Centre
322 Fairview Drive
Brantford, ON N3T 5M8

**Accommodations Committee
Thursday, December 1, 2022 - 3:00 p.m.
Boardroom / Teams Meeting**

Trustees:

Members: Dan Dignard (Chair), Dennis Blake, Bill Chopp, Carol Luciani, Rick Petrella, Mark Watson

Senior Administration:

Mike McDonald (Director of Education & Secretary), Lou Citino (Manager of Facility Services),
Scott Keys (Superintendent of Business & Treasurer)

1. Opening Business

- 1.1 Opening Prayer
- 1.2 Attendance
- 1.3 Approval of the Agenda
- 1.4 Declaration of Interest
- 1.5 Approval of the Minutes of November 1, 2021 Pages 2-4
- 1.6 Business Arising from the Minutes – n/a

2. Staff Reports & Information Items

- 2.1 Enrolment and Accommodations Update and School Attendance Pages 5-37
Boundary Reviews
Presenters: Scott Keys, Superintendent of Business & Treasurer and
Jack Ammendolia, Managing Partner, Watson & Associates Economists Ltd.

3. Trustee Inquiries

4. Move to In-Camera Session – n/a

5. Report on In-Camera Session – n/a

6. Future Meetings

7. Adjournment



**BRANT HALDIMAND NORFOLK
Catholic District School Board**

Minutes

Catholic Education Centre
322 Fairview Drive
Brantford, ON N3T 5M8

**Accommodations Committee
Monday, November 1, 2021 – 3:00 p.m.
Boardroom / Microsoft Teams**

Trustees:

Present: Dan Dignard (Chair), Bill Chopp, Cliff Casey, Carol Luciani, Rick Petrella

Senior Administration and Staff:

Mike McDonald (Director of Education & Secretary), Scott Keys (Superintendent of Business & Treasurer)

1. Opening Business

1.1 Opening Prayer

The meeting was opened with prayer led by Committee Chair Dignard.

1.2 Attendance

Attendance was noted as above.

1.3 Approval of the Agenda

Moved by: Rick Petrella

Seconded by: Cliff Casey

THAT the Accommodations Committee approves the Agenda of November 1, 2021.

Carried

1.4 Declaration of Interest: Nil.

1.5 Approval of the Minutes:

Moved by: Cliff Casey

Seconded by: Bill Chopp

THAT the Accommodations Committee approves the Minutes of July 16, 2021.

Carried

1.6 Business Arising from the Minutes: Nil.

2. Staff Reports & Information Items:

2.1 Capital Planning Update

Scott Keys, Superintendent of Business & Treasurer introduced Jack Ammendolia, Managing Partner, Watson & Associates Economists Ltd who provided an update on capital planning for the Committee. Mr. Ammendolia provided information regarding enrolment projections for all schools, including enrolment pressures and the utilization of permanent space. He provided examples of an analysis on the number of students who reside within a school boundary versus those that are actually attending a school. He provided accommodation planning updates for the City of Brantford, Paris / St. George, Caledonia and Simcoe. Mr. Ammendolia also updated the Committee regarding the Board's education development charges. He noted that:



BRANT HALDIMAND NORFOLK Catholic District School Board

Minutes

Catholic Education Centre
322 Fairview Drive
Brantford, ON N3T 5M8

- Enrolment projections and utilization indicate that in approximately two to three years, the elementary panel will be over capacity.
- Currently, there appears to be a need for additional capital in the secondary panel in the City of Brantford.
- The Board should begin investigating interim measures to relieve enrolment pressures, i.e., boundary reviews, in south-west Brantford, Paris, St. George, Caledonia and Simcoe.
- The Board is awaiting approval regarding a joint school with the Grand Erie District School Board in Caledonia.
- The Board may want to incorporate *holding areas* for school boundaries around new subdivisions.
- Boundary options should be considered to relieve enrolment pressures at St. Basil Catholic Elementary School and St. Gabriel Catholic Elementary School in Brantford and Sacred Heart Catholic Elementary School in Paris.

Mr. Ammendolia will provide the following information for the next Accommodations Committee Meeting:

- The school that students residing in St. George attend.
- School boundary charts showing street configurations.
- Reasons for the increase in enrolment in the Simcoe area and possible boundary changes at St. Joseph's School.
- The number of non-Catholic and out-of-boundary students attending our schools.

Mr. Keys noted that the Ministry has imposed a moratorium regarding school closures, so closing schools is not an option at this time. He suggested that trustees may wish to prioritize capital pressure options so that the Board will be prepared when the Ministry announces capital projects submissions. Mr. Keys commented that he has had discussions with the City of Brantford regarding possible school sites for new developments that are in the planning phase. He will also contact the County of Brant to have similar discussions.

Mr. Ammendolia noted that given the Board's recent approval to proceed with amending the City of Brantford / County of Brant Education Development Charges (EDC) by-law, legal counsel has prepared a By-Law Change Notice, which will be forwarded to the appropriate authorities and the public will be provided detailed information via the Board's website. The amended By-Law is scheduled to be approved at the November 23, 2021 Board of Trustees meeting and will become effective five days after the meeting so it will be in force on November 29, 2021. Mr. Ammendolia will also investigate the possibility of an EDC by-law in Norfolk County.

Moved by: Carol Luciani

Seconded by: Rick Petrella

THAT the Accommodations Committee recommends that the Committee of the Whole approves the actions as outlined in the Capital Planning Update report to address accommodation pressures in the Board.

Carried



BRANT HALDIMAND NORFOLK Catholic District School Board

Minutes

Catholic Education Centre
322 Fairview Drive
Brantford, ON N3T 5M8

3. Business of the In-Camera Session

Moved by: Bill Chopp

Seconded by: Cliff Casey

THAT the Accommodations Committee moves to an in-camera session.

Carried

4. Report on the In-Camera Session

Moved by: Carol Luciani

Seconded by: Rick Petrella

THAT the Accommodations Committee approves the business of the In-Camera Session.

Carried

5. Future Meetings

Chair Dignard noted that the next Accommodations Committee Meeting will be scheduled when Mr. Ammendolia has completed his capital planning analysis.

6. Adjournment

Moved by: Carol Luciani

Seconded by: Cliff Casey

THAT the Accommodations Committee adjourns the meeting of November 1, 2021.

Carried

Next Meeting: Call of the Chair.

REPORT TO THE BRANT HALDIMAND NORFOLK CATHOLIC DISTRICT SCHOOL BOARD ACCOMMODATIONS COMMITTEE

Prepared by: Scott Keys, Superintendent of Business & Treasurer
Presented to: Accommodation Committee
Submitted on: December 1, 2022
Submitted by: Mike McDonald, Director of Education & Secretary

ENROLMENT AND ACCOMMODATIONS UPDATE AND SCHOOL ATTENDANCE BOUNDARY REVIEWS

Public Session

BACKGROUND INFORMATION:

The Brant Haldimand Norfolk Catholic District School Board (the “Board”) is committed to providing the best learning environments for its students. Under Section 171 (1) of the *Education Act*, the Board has the authority to determine the number and kind of schools to be established and maintained and the attendance area for each school. Changes in student enrolment, program demands, new school construction and other factors may result in the need for changes to school boundaries.

The purpose of this report is to provide Trustees with updated information on enrolment, the Board’s projected enrolment and potential next steps to address accommodation pressures throughout the Board.

DEVELOPMENTS:

The presentation by Jack Ammendolia of Watson & Associates Economists Ltd. provides an update on enrolment, space utilization, and accommodation planning.

In addition, **Appendix A** outlines the proposed framework for managing attendance boundary reviews.

RECOMMENDATIONS:

THAT the Accommodation Committee recommends that the Committee of the Whole refers the Enrolment and Accommodations Update report to the Brant Haldimand Norfolk Catholic District School Board for receipt.

THAT the Accommodation Committee recommends that the Committee of the Whole refers the School Attendance Boundary Review Report to the Brant Haldimand Norfolk Catholic District School Board for approval of the following attendance boundary reviews

- City of Brantford (Elementary) in January 2023.
- County of Brant (Elementary) in Spring 2023.
- Haldimand County (Elementary) in Fall 2023.
- Board-wide Secondary in Winter 2024.



Attendance Boundary Reviews OPS #400.20

| | |
|-------------------------------|----------------------------|
| Adopted: | December 1, 2022 |
| Last Reviewed/Revised: | N/A |
| Responsibility: | Superintendent of Business |
| Next Scheduled Review: | 2026-2027 |

Purpose

The Brant Haldimand Norfolk Catholic District School Board (the “Board”) is committed to providing the best learning environments for its students. Under Section 171 (1), s. & of the Education Act, the Board has the authority to determine the number and kind of schools to be established and maintained and the attendance area for each school. Changes in student enrolment, program demands, new school construction and other factors may result in the need for changes to school boundaries.

Application and Scope

The Board is committed to a transparent process for decision-making related to program accommodation and school attendance boundary reviews. This Administrative Procedure outlines a framework for managing attendance boundary reviews. Attendance boundary reviews are utilized provided the impacted students comprise no more than 50% of each origin school(s).

School attendance boundary reviews will adhere to the criteria outlined within this procedure but will allow the Board to be responsive to unique circumstances and characteristics of the area under review and the needs and expectations of the community.

References

- [OPS 400.16.P – Pupil Accommodation Review](#)

Forms

- N/A

Appendices

- OPS 400.20.XA – School Boundary Review Process Chart

Definitions

- N/A



Administrative Procedures

Any long-term accommodation plan recommendations related to attendance boundary changes will be submitted to the Board of Trustee for approval. These recommendations and supporting documentation satisfy the initial staff report requirement related to Board policy OPS #400.16 – Pupil Accommodation Review. Upon approval, the attendance boundary reviews will be communicated to all affected school communities.

One aspect of a school board's capital and accommodation planning is reviewing schools that have underutilized space. These are schools where the student capacity of the school is greater than the number of students enrolled. When a school board identifies a school that is projected to have long-term excess space, a school board would typically look at several options such as:

- moving attendance boundaries and programs to balance enrolment between over and underutilized schools;
- offering to lease underutilized space within a school to a coterminous school board;
- finding community partners who can pay the full cost of operating the underutilized space; and/or
- decommissioning or demolishing a section of the school that is not required for student use in order to reduce operating costs.

If none of these options are deemed viable by a school board, the board may determine that a pupil accommodation review process take place, which could lead to possible school consolidations and closures. This process is covered under Board policy OPS #400.16.

The Board will be provided with the following information as part of their decision-making process to proceed with an attendance boundary review:

- The schools impacted by or involved in the process
- The Ministry of Education on-the-ground capacity for each school
- The current enrolment and utilization percentages
- The projected enrolment of each school
- Other information or circumstances as determined necessary
- The reason(s) for the attendance boundary review
- Details and timelines of the expected attendance boundary review process

Attendance Boundary Review Committee

Once the Board approves the initiation of an attendance boundary review, the Superintendent of Business and the Superintendent of the affected Family of Schools will establish the Review Committee.

The Committee will consist of:

- Superintendent of Business
- Superintendent of Education, Family of Schools and impacted Programs (i.e., French Immersion)
- Planning Consultant
- Two (2) parent council representatives from each school within the review area (parent council representatives cannot be employees of the Board)
- Administrator(s) within the review area
- Administrative support (as required)



Mandate of the Attendance Boundary Review Committee

- Work collaboratively to examine the initial boundary options generated by Senior Administration based on the projections and data.
- Provide detailed feedback on the initial options, request modifications or suggest additional options.
- Determine one or more preferred options to be presented for public consultation.
- Parent representatives speak on behalf of all students, regardless of school, program, or grade.

All of the above will be achieved through the following guiding principles:

- Be consistent with current Provincial policies and guidelines.
- Align with the Board's vision, mission and values and be consistent with Board policies and procedures.
- Ensure that students are accommodated in facilities that are safe, healthy and promote a quality-learning environment and efficient use of facility space.
- Balance of overall enrolment at each school avoiding over and underutilization.
- Support a range of programs and educational opportunities within both the elementary and secondary panels.
- Involve community engagement and consultation including meaningful community dialogue and participation.
- Consider partnership and community hub opportunities.
- Manage available capital resources in a fiscally responsible manner.
- Consider the impact on student transportation and walkability.

The final options determined through the work of the boundary review committee and the subsequent review by senior administration are brought forward to the public through a consultation process. There will be a maximum of two (2) meetings with the purpose of completed the work of the committee.

Recommendation to the Board of Trustees

Following the public consultation process, the options and feedback will be provided to the Senior Administration Team. They will then review the option(s) and provide final recommendations to the Board of Trustees. The Director of Education brings the report forward considering the recommendation of the Boundary Review Committee (through Senior Administration). For clarification, the Director of Education has the authority to recommend that may not be consistent with what is preferred by the Boundary Review Committee.

The Board of Trustee's Role:

- The Board will receive the recommendation(s) first as information and then again for an opportunity to vote.
- The Board of Trustees will vote on the recommendations, which may result in approval of the recommended option, approval with amendments or rejection of the recommended option.
- The final decision rests with the Board of Trustees.

Communication

Community input will be gathered through a combination of methods, including but not limited to: online feedback forms, community meetings, website questions and answers and the use of web based platforms.

Throughout the process, there will be ongoing communication of the Committee posted on the Board and/or School websites.



School Attendance Boundary Review Process Chart

Approval of Boundary Review to Board:

Step 1

Based on the long-term accommodation plan, the Director (or designate) will submit to Trustees for approval, any school boundary review to be initiated within the school year. Upon approval, the Director (or designate) will announce these boundary reviews to the affected school communities.

Public Announcement of Attendance Boundary Review:

Step 2

For example, website postings, media releases, and/or social media

Attendance Boundary Review Committee Established:

Step 3

Membership: School Superintendent, Superintendent of impacted Programs, Superintendent of Business, Planning Consultant, up to two (2) parent council representatives from all affected schools (cannot be employees of the Board), School Administrators within the review area.

Mandate: Work collaboratively to examine initial boundary options generated by Senior Administration; provide detailed feedback, request modifications, suggest additional options, determine one or more preferred options.

Senior Administration Informing/Sharing of Decisions:

Step 4

Following the work of the Attendance Boundary Review Committee, the options and feedback are provided to Senior Administration and the Director for review. The committee will also be informed of the recommended option(s) which will be presented to the Board for decision.

Recommendations to the Board:

Step 5

The Director will provide final recommendations to the Board of Trustees. The Director of Education brings the report forward considering the recommendation of the Boundary Review Committee (through Senior Administration).

The Board will first receive the recommendation(s) as information and then again for an opportunity to vote.



 **Watson
& Associates**
ECONOMISTS LTD.

Capital Planning Update

Brant Haldimand Norfolk Catholic District School Board

Accommodations Committee

Page 10 of 37

December 1, 2022

Agenda



- 2021 Census Summary
- Enrolment Projections Update
- Utilization Of Permanent Space: Enrolment Pressures
- Accommodation Planning Updates
 - Brantford, Paris/St. George, Caledonia, Simcoe
- Business Cases for Capital Funding
 - Paris, SW Brantford, Waterford
- Elementary and Secondary Boundary Reviews
 - Priority of Boundary Reviews
 - Attendance Review Administrative Procedure
- Education Development Charges Update

2021 Census Summary

Population Trends: The National Perspective



2001 - 2011
Canada's
population
grew almost
12%

**Between
2011 & 2016**
Population
growth slowed
slightly to 5%

**Between
2016 & 2021**
Population
growth
maintained a
5% increase

Like in 2016,
there continues
to be more
seniors living in
Canada than
children

Canada continues to rely heavily on international migration for population growth.

2021 Census Summary

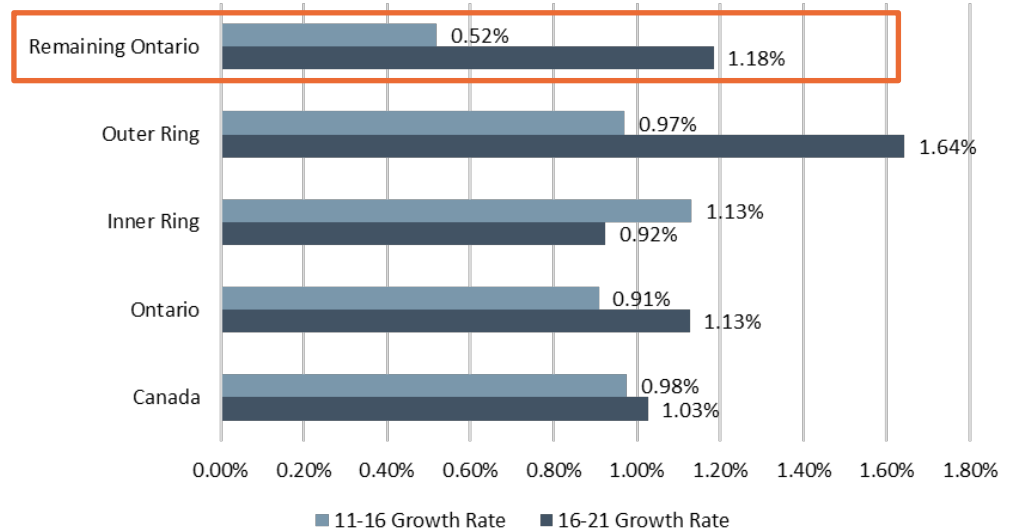
Population Trends In Ontario



2021 ONTARIO POPULATION



Average Annual Population Growth Rates

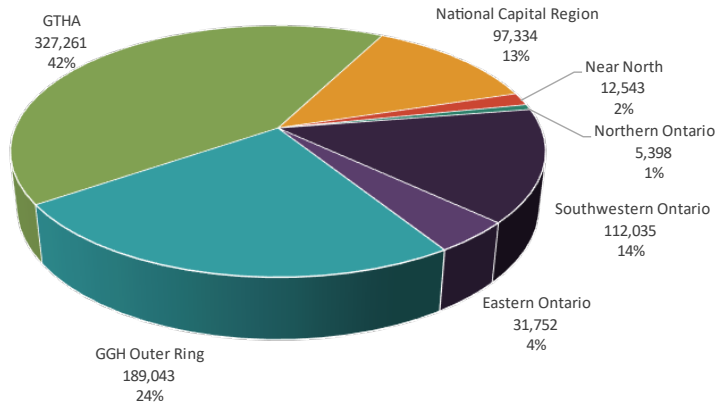


2021 Census Summary

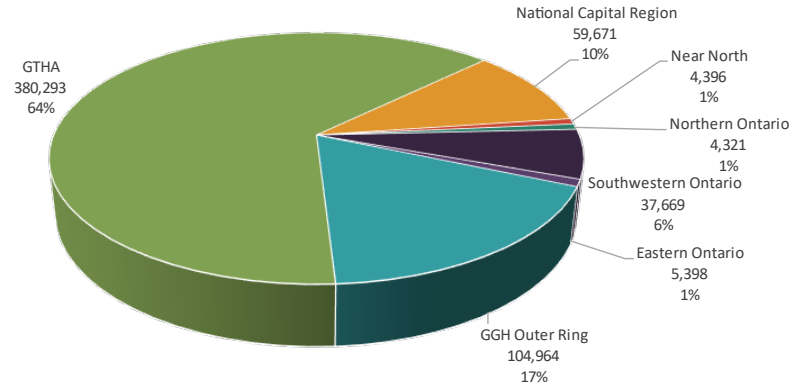
Where did the growth occur?



2016-2021 Population Growth



2011-2016 Population Growth



Growth over the last 5 years has started to move away from the GTHA and into the outer ring and secondary markets (Niagara Region, City of London, Simcoe County, Capital Region)

Ontario-Wide Trends



| Inter-provincial Migration by Age 2015/16 to 2019/20 | | | | | | |
|--|---------------|---------------|----------------|---------------|---------------|----------------|
| Province of Origin | 0-17 | 18-24 | 25-44 | 45-64 | 65+ | Grand Total |
| Quebec | 17,737 | 10,820 | 43,131 | 13,202 | 5,765 | 90,655 |
| Alberta | 18,611 | 9,796 | 41,908 | 12,976 | 2,924 | 86,215 |
| British Columbia | 9,853 | 10,354 | 30,520 | 10,871 | 4,694 | 66,292 |
| Manitoba | 6,457 | 3,582 | 12,736 | 4,000 | 1,062 | 27,837 |
| Nova Scotia | 4,258 | 3,896 | 11,156 | 3,708 | 1,605 | 24,623 |
| Saskatchewan | 5,477 | 2,551 | 11,338 | 3,019 | 669 | 23,054 |
| New Brunswick | 3,078 | 2,822 | 6,221 | 2,734 | 994 | 15,849 |
| Newfoundland and Labrador | 2,037 | 1,664 | 4,832 | 1,886 | 863 | 11,282 |
| Prince Edward Island | 1,023 | 969 | 2,192 | 1,153 | 322 | 5,659 |
| Nunavut | 398 | 185 | 746 | 308 | 65 | 1,702 |
| Northwest Territories | 273 | 154 | 802 | 296 | 69 | 1,594 |
| Yukon | 147 | 102 | 403 | 154 | 28 | 834 |
| Grand Total | 69,349 | 46,895 | 165,985 | 54,307 | 19,060 | 355,596 |

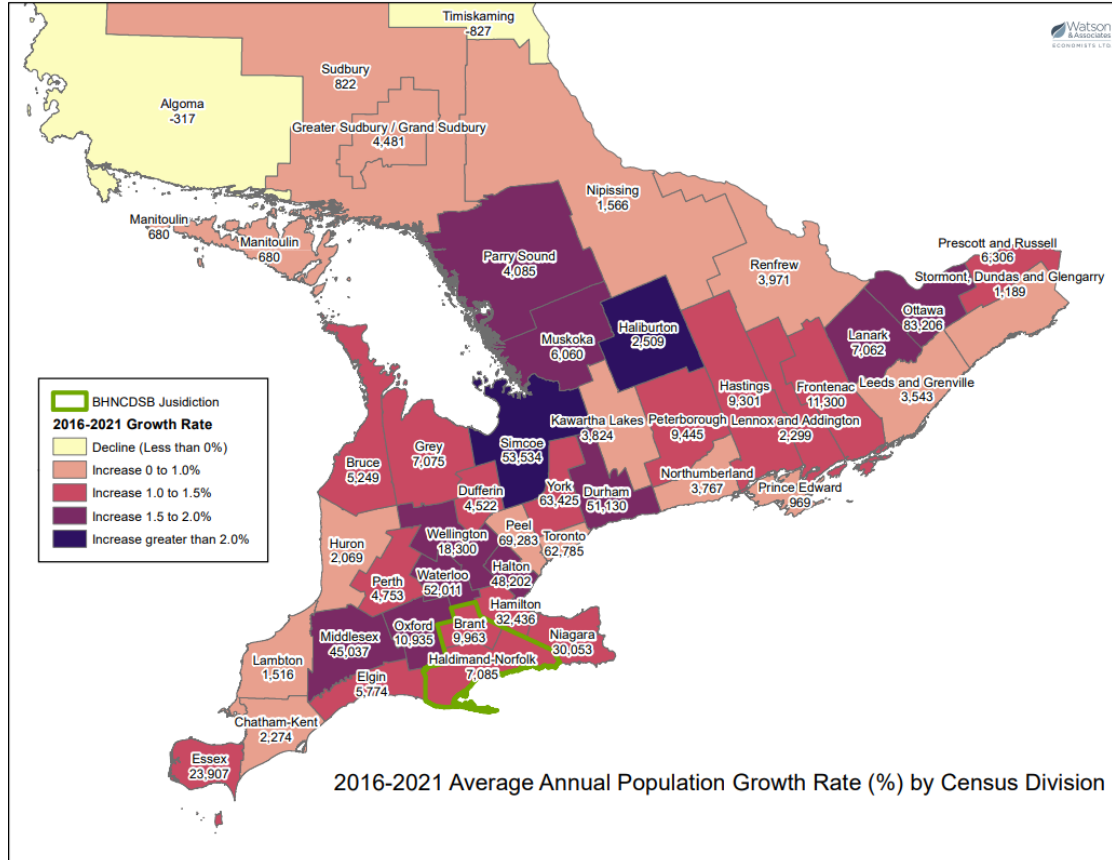
| Inter-provincial Migration by Age 2015/16 to 2019/20 | | | | | |
|--|------------|------------|------------|------------|-----------|
| Province of Origin | 0-17 | 18-24 | 25-44 | 45-64 | 65+ |
| Quebec | 20% | 12% | 48% | 15% | 6% |
| Alberta | 22% | 11% | 49% | 15% | 3% |
| British Columbia | 15% | 16% | 46% | 16% | 7% |
| Manitoba | 23% | 13% | 46% | 14% | 4% |
| Nova Scotia | 17% | 16% | 45% | 15% | 7% |
| Saskatchewan | 24% | 11% | 49% | 13% | 3% |
| New Brunswick | 19% | 18% | 39% | 17% | 6% |
| Newfoundland and Labrador | 18% | 15% | 43% | 17% | 8% |
| Prince Edward Island | 18% | 17% | 39% | 20% | 6% |
| Nunavut | 23% | 11% | 44% | 18% | 4% |
| Northwest Territories | 17% | 10% | 50% | 19% | 4% |
| Yukon | 18% | 12% | 48% | 18% | 3% |
| Grand Total | 20% | 13% | 47% | 15% | 5% |

Top 5 growing municipalities in Ontario 11-16 vs 16-21

| 2016-2021 | | | | |
|-----------|---------------------------|-----------------|-----------------|--------------------|
| Rank | Municipality | 2016 Population | 2021 Population | Growth (2016-2021) |
| 1 | East Gwillimbury | 23,991 | 34,637 | 44% |
| 2 | The Blue Mountains | 7,025 | 9,390 | 34% |
| 3 | New Tecumseth | 34,242 | 43,948 | 28% |
| 4 | Thorold | 18,801 | 23,816 | 27% |
| 5 | Seguin | 4,304 | 5,280 | 23% |
| 2011-2016 | | | | |
| Rank | Municipality | 2011 Population | 2016 Population | Growth (2016-2021) |
| 1 | Shelburne | 5,846 | 8,126 | 48% |
| 2 | Milton | 84,362 | 110,128 | 31% |
| 3 | Bradford West Gwillimbury | 28,007 | 35,325 | 26% |
| 4 | King | 19,899 | 24,512 | 23% |
| 5 | Whitchurch-Stouffville | 37,628 | 45,387 | 22% |

BHNCDSB Census Summary

Population Growth 2016-2021



Board-Wide Trends



| Population New to Brant County 2015/16 to 2019/20 | | | | | | |
|---|--------------|--------------|---------------|--------------|--------------|---------------|
| Census Division | 0-17 | 18-24 | 25-44 | 45-64 | 65+ | Grand Total |
| Hamilton | 1,575 | 840 | 2,726 | 1,366 | 480 | 6,987 |
| Waterloo | 881 | 518 | 1,500 | 842 | 282 | 4,023 |
| Peel | 1,002 | 397 | 1,448 | 655 | 300 | 3,802 |
| Haldimand-Norfolk | 738 | 411 | 1,037 | 553 | 260 | 2,999 |
| Halton | 437 | 215 | 808 | 591 | 229 | 2,280 |
| Toronto | 422 | 165 | 753 | 364 | 160 | 1,864 |
| Oxford | 311 | 203 | 470 | 274 | 152 | 1,410 |
| Niagara | 186 | 124 | 322 | 165 | 99 | 896 |
| Middlesex | 146 | 126 | 240 | 126 | 61 | 699 |
| Wellington | 111 | 62 | 238 | 121 | 66 | 598 |
| Others | 1,125 | 692 | 2,132 | 1,216 | 619 | 5,784 |
| Total | 6,934 | 3,753 | 11,674 | 6,273 | 2,708 | 31,342 |

| Population New to Haldimand-Norfolk County 2015/16 to 2019/20 | | | | | | |
|---|--------------|--------------|--------------|--------------|--------------|---------------|
| Census Division | 0-17 | 18-24 | 25-44 | 45-64 | 65+ | Grand Total |
| Hamilton | 2,021 | 713 | 2,942 | 1,987 | 853 | 8,516 |
| Brant | 1,023 | 441 | 1,358 | 978 | 384 | 4,184 |
| Niagara | 442 | 293 | 647 | 530 | 253 | 2,165 |
| Oxford | 526 | 288 | 615 | 396 | 197 | 2,022 |
| Halton | 192 | 79 | 330 | 553 | 280 | 1,434 |
| Peel | 237 | 97 | 325 | 322 | 161 | 1,142 |
| Waterloo | 232 | 96 | 324 | 266 | 123 | 1,041 |
| Elgin | 371 | 158 | 245 | 137 | 55 | 966 |
| Toronto | 148 | 67 | 331 | 260 | 121 | 927 |
| Middlesex | 112 | 64 | 138 | 84 | 44 | 442 |
| Others | 775 | 413 | 1,385 | 936 | 660 | 4,169 |
| Total | 6,079 | 2,709 | 8,640 | 6,449 | 3,131 | 27,008 |

| Population New to Brant County 2015/16 to 2019/20 | | | | | |
|---|------------|------------|------------|------------|-----------|
| Census Division | 0-17 | 18-24 | 25-44 | 45-64 | 65+ |
| Hamilton | 23% | 12% | 39% | 20% | 7% |
| Waterloo | 22% | 13% | 37% | 21% | 7% |
| Peel | 26% | 10% | 38% | 17% | 8% |
| Haldimand-Norfolk | 25% | 14% | 35% | 18% | 9% |
| Halton | 19% | 9% | 35% | 26% | 10% |
| Toronto | 23% | 9% | 40% | 20% | 9% |
| Oxford | 22% | 14% | 33% | 19% | 11% |
| Niagara | 21% | 14% | 36% | 18% | 11% |
| Middlesex | 21% | 18% | 34% | 18% | 9% |
| Wellington | 19% | 10% | 40% | 20% | 11% |
| Others | 19% | 12% | 37% | 21% | 11% |
| Total | 22% | 12% | 37% | 20% | 9% |

| Population New to Haldimand-Norfolk County 2015/16 to 2019/20 | | | | | |
|---|------------|------------|------------|------------|------------|
| Census Division | 0-17 | 18-24 | 25-44 | 45-64 | 65+ |
| Hamilton | 24% | 8% | 35% | 23% | 10% |
| Brant | 24% | 11% | 32% | 23% | 9% |
| Niagara | 20% | 14% | 30% | 24% | 12% |
| Oxford | 26% | 14% | 30% | 20% | 10% |
| Halton | 13% | 6% | 23% | 39% | 20% |
| Peel | 21% | 8% | 28% | 28% | 14% |
| Waterloo | 22% | 9% | 31% | 26% | 12% |
| Elgin | 38% | 16% | 25% | 14% | 6% |
| Toronto | 16% | 7% | 36% | 28% | 13% |
| Middlesex | 25% | 14% | 31% | 19% | 10% |
| Others | 19% | 10% | 33% | 22% | 16% |
| Total | 23% | 10% | 32% | 24% | 12% |

Board-Wide Trends



| BHNCDSD Demographic Trends | | | | | | | | | | | | | |
|-------------------------------------|----------------|----------------|----------------|----------------|----------------|--------------------|-------------|--------------------|-------------|--------------------|-------------|--------------------|-------------|
| Population Data | 2001 Census | 2006 Census | 2011 Census | 2016 Census | 2021 Census | 2001-2006 | | 2006-2011 | | 2011-2016 | | 2016-2021 | |
| | | | | | | Absolute Change | % Change | Absolute Change | % Change | Absolute Change | % Change | Absolute Change | % Change |
| Total Population | 219,040 | 232,360 | 237,340 | 243,990 | 260,928 | 13,320 | 6.1% | 4,980 | 2.1% | 6,650 | 2.8% | 16,938 | 6.9% |
| Pre-School Population (0-3) | 9,635 | 9,895 | 9,990 | 10,420 | 10,628 | 260 | 2.7% | 95 | 1.0% | 430 | 4.3% | 208 | 2.0% |
| Elementary School Population (4-13) | 30,860 | 29,595 | 27,060 | 27,820 | 29,872 | -1,265 | -4.1% | -2,535 | -8.6% | 760 | 2.8% | 2,052 | 7.4% |
| Secondary School Population (14-18) | 16,525 | 16,845 | 16,315 | 14,560 | 14,467 | 320 | 1.9% | -530 | -3.1% | -1,755 | -10.8% | -93 | -0.6% |
| Population Over 18 Years of Age | 162,020 | 176,025 | 183,975 | 191,190 | 205,960 | 14,005 | 8.6% | 7,950 | 4.5% | 7,215 | 3.9% | 14,770 | 7.7% |
| Females Aged 25-44 | 30,395 | 29,345 | 27,405 | 27,870 | 30,197 | -1,050 | -3.5% | -1,940 | -6.6% | 465 | 1.7% | 2,327 | 8.4% |

| BHNCDSD Dwelling Trends | | | | | | | | | | | | | |
|----------------------------------|----------------|----------------|----------------|----------------|----------------|--------------------|-------------|--------------------|-------------|--------------------|-------------|--------------------|-------------|
| Dwelling Unit Data | 2001 Census | 2006 Census | 2011 Census | 2016 Census | 2021 Census | 2001 - 2006 | | 2006-2011 | | 2011-2016 | | 2016-2021 | |
| | | | | | | Absolute Change | % Change | Absolute Change | % Change | Absolute Change | % Change | Absolute Change | % Change |
| Total Occupied Dwellings: | 82,296 | 88,445 | 92,401 | 96,089 | 102,342 | 6,149 | 7.5% | 3,956 | 4.5% | 3,688 | 4.0% | 6,253 | 6.5% |
| Total Population/Dwelling: | 2.66 | 2.63 | 2.57 | 2.54 | 2.550 | -0.03 | -1.3% | -0.06 | -2.2% | -0.03 | -1.1% | 0.01 | 0.4% |
| Elementary Pop./Dwelling: | 0.37 | 0.33 | 0.29 | 0.29 | 0.292 | -0.04 | -10.8% | -0.04 | -12.5% | 0.00 | -1.1% | 0.00 | 0.8% |
| Secondary Pop./Dwelling: | 0.20 | 0.19 | 0.18 | 0.15 | 0.141 | -0.01 | -5.2% | -0.01 | -7.3% | -0.03 | -14.2% | -0.01 | -6.7% |

Projected Elementary Enrolment By School: 2022 Update



| Elementary Projected Enrolment | | | | | | | | | | | |
|--------------------------------|------------------------|--------------|--------------|--------------|--------------|--------------|--------------|--------------|--------------|--------------|--------------|
| School Name | On-the-Ground Capacity | 2022/2023 | 2023/2024 | 2024/2025 | 2025/2026 | 2026/2027 | 2027/2028 | 2028/2029 | 2029/2030 | 2030/2031 | 2031/2032 |
| Blessed Sacrament | 236 | 257 | 272 | 289 | 305 | 312 | 316 | 315 | 318 | 315 | 322 |
| Christ the King | 187 | 226 | 226 | 220 | 227 | 224 | 223 | 220 | 220 | 218 | 211 |
| Holy Cross | 236 | 257 | 256 | 245 | 244 | 244 | 238 | 228 | 217 | 214 | 206 |
| Holy Family | 164 | 218 | 226 | 232 | 242 | 246 | 259 | 266 | 258 | 264 | 266 |
| Madonna Della Libera | 466 | 347 | 350 | 363 | 376 | 394 | 404 | 418 | 430 | 442 | 450 |
| Notre Dame (Brantford) | 429 | 334 | 343 | 349 | 344 | 345 | 358 | 350 | 352 | 356 | 351 |
| Notre Dame (Caledonia) | 400 | 347 | 397 | 431 | 468 | 507 | 538 | 570 | 571 | 564 | 556 |
| Our Lady of Fatima (Courtland) | 141 | 78 | 79 | 75 | 78 | 80 | 74 | 76 | 67 | 68 | 65 |
| Our Lady of Providence | 340 | 278 | 289 | 290 | 292 | 296 | 306 | 319 | 322 | 326 | 340 |
| Resurrection | 187 | 125 | 125 | 128 | 133 | 135 | 135 | 140 | 151 | 156 | 164 |
| Sacred Heart (Langton) | 294 | 162 | 160 | 150 | 152 | 148 | 146 | 147 | 150 | 143 | 142 |
| Sacred Heart (Paris) | 420 | 558 | 604 | 652 | 685 | 707 | 731 | 749 | 767 | 763 | 770 |
| St. Basil | 484 | 657 | 785 | 833 | 874 | 924 | 991 | 1,065 | 1,118 | 1,182 | 1,265 |
| St. Bernard of Clairvaux | 210 | 274 | 286 | 295 | 285 | 291 | 297 | 295 | 305 | 305 | 319 |
| St. Cecilia's | 190 | 125 | 134 | 140 | 149 | 159 | 167 | 174 | 179 | 180 | 179 |
| St. Frances Cabrini | 268 | 312 | 328 | 331 | 333 | 331 | 332 | 322 | 331 | 320 | 308 |
| St. Gabriel | 389 | 398 | 396 | 391 | 384 | 382 | 389 | 404 | 420 | 429 | 441 |
| St. Joseph | 446 | 570 | 591 | 609 | 619 | 624 | 613 | 612 | 618 | 620 | 625 |
| St. Leo | 288 | 368 | 400 | 401 | 411 | 414 | 414 | 423 | 433 | 431 | 446 |
| St. Mary (Hagersville) | 167 | 186 | 191 | 191 | 188 | 186 | 188 | 185 | 180 | 172 | 167 |
| St. Michael's (Dunnville) | 233 | 245 | 245 | 246 | 250 | 246 | 246 | 244 | 248 | 255 | 259 |
| St. Michael's (Walsh) | 164 | 90 | 86 | 86 | 83 | 78 | 78 | 76 | 74 | 71 | 71 |
| St. Patrick (Brantford) | 164 | 180 | 181 | 187 | 189 | 189 | 190 | 189 | 191 | 196 | 202 |
| St. Patrick (Caledonia) | 233 | 310 | 364 | 387 | 410 | 428 | 453 | 477 | 502 | 517 | 532 |
| St. Peter | 167 | 177 | 180 | 181 | 183 | 183 | 187 | 183 | 187 | 193 | 189 |
| St. Pius | 337 | 295 | 287 | 282 | 294 | 298 | 296 | 296 | 304 | 296 | 290 |
| St. Stephen's | 199 | 162 | 168 | 163 | 166 | 162 | 171 | 176 | 172 | 168 | 169 |
| St. Theresa | 210 | 189 | 192 | 186 | 181 | 177 | 174 | 176 | 174 | 166 | 162 |
| Total Elementary | 7,649 | 7,725 | 8,142 | 8,332 | 8,548 | 8,706 | 8,912 | 9,098 | 9,259 | 9,330 | 9,468 |

Utilization of Permanent Space



| Elementary Utilization | | | | | | | | | | | |
|--------------------------------|------------------------|---------------|---------------|---------------|---------------|---------------|---------------|---------------|---------------|---------------|---------------|
| School Name | On-the-Ground Capacity | 2022/ 2023 | 2023/ 2024 | 2024/ 2025 | 2025/ 2026 | 2026/ 2027 | 2027/ 2028 | 2028/ 2029 | 2029/ 2030 | 2030/ 2031 | 2031/ 2032 |
| St. Basil | 484 | 136% | 162% | 172% | 181% | 191% | 205% | 220% | 231% | 244% | 261% |
| St. Patrick (Caledonia) | 233 | 133% | 156% | 166% | 176% | 184% | 194% | 205% | 215% | 222% | 229% |
| Holy Family | 164 | 133% | 138% | 142% | 147% | 150% | 158% | 162% | 157% | 161% | 162% |
| Sacred Heart (Paris) | 420 | 133% | 144% | 155% | 163% | 168% | 174% | 178% | 183% | 182% | 183% |
| St. Bernard of Clairvaux | 210 | 130% | 136% | 141% | 136% | 139% | 141% | 140% | 145% | 145% | 152% |
| St. Joseph | 446 | 128% | 132% | 137% | 139% | 140% | 137% | 137% | 139% | 139% | 140% |
| St. Leo | 288 | 128% | 139% | 139% | 143% | 144% | 144% | 147% | 150% | 150% | 155% |
| Christ the King | 187 | 121% | 121% | 118% | 121% | 120% | 120% | 118% | 118% | 117% | 113% |
| St. Frances Cabrini | 268 | 116% | 122% | 123% | 124% | 124% | 124% | 120% | 123% | 119% | 115% |
| St. Mary (Hagersville) | 167 | 111% | 115% | 114% | 113% | 111% | 112% | 111% | 108% | 103% | 100% |
| St. Patrick (Brantford) | 164 | 110% | 110% | 114% | 115% | 115% | 116% | 115% | 116% | 120% | 123% |
| Blessed Sacrament | 236 | 109% | 115% | 123% | 129% | 132% | 134% | 134% | 135% | 133% | 136% |
| Holy Cross | 236 | 109% | 108% | 104% | 104% | 103% | 101% | 97% | 92% | 91% | 87% |
| St. Peter | 167 | 106% | 108% | 108% | 110% | 110% | 112% | 110% | 112% | 115% | 113% |
| St. Michael's (Dunnville) | 233 | 105% | 105% | 105% | 107% | 105% | 106% | 105% | 106% | 109% | 111% |
| St. Gabriel | 389 | 102% | 102% | 101% | 99% | 98% | 100% | 104% | 108% | 110% | 113% |
| St. Theresa | 210 | 90% | 92% | 88% | 86% | 84% | 83% | 84% | 83% | 79% | 77% |
| St. Pius | 337 | 88% | 85% | 84% | 87% | 88% | 88% | 88% | 90% | 88% | 86% |
| Notre Dame (Caledonia) | 400 | 87% | 99% | 108% | 117% | 127% | 134% | 143% | 143% | 141% | 139% |
| Our Lady of Providence | 340 | 82% | 85% | 85% | 86% | 87% | 90% | 94% | 95% | 96% | 100% |
| St. Stephen's | 199 | 81% | 84% | 82% | 83% | 81% | 86% | 89% | 87% | 85% | 85% |
| Notre Dame (Brantford) | 429 | 78% | 80% | 81% | 80% | 80% | 83% | 82% | 82% | 83% | 82% |
| Madonna Della Libera | 466 | 74% | 75% | 78% | 81% | 85% | 87% | 90% | 92% | 95% | 97% |
| Resurrection | 187 | 67% | 67% | 68% | 71% | 72% | 75% | 81% | 83% | 83% | 88% |
| St. Cecilia's | 190 | 66% | 71% | 74% | 78% | 83% | 88% | 91% | 94% | 95% | 94% |
| Our Lady of Fatima (Courtland) | 141 | 55% | 56% | 53% | 56% | 56% | 53% | 54% | 47% | 48% | 46% |
| Sacred Heart (Langton) | 294 | 55% | 54% | 51% | 52% | 50% | 50% | 50% | 51% | 49% | 48% |
| St. Michael's (Walsh) | 164 | 55% | 52% | 52% | 51% | 47% | 47% | 46% | 45% | 43% | 43% |
| Total Elementary | 7,649 | 101% | 106% | 109% | 112% | 114% | 117% | 119% | 121% | 122% | 124% |

| Legend |
|-------------------|
| Greater than 100% |
| Less than 80% |

Projected Secondary Enrolment By School: 2022 Update

Utilization of Permanent Space



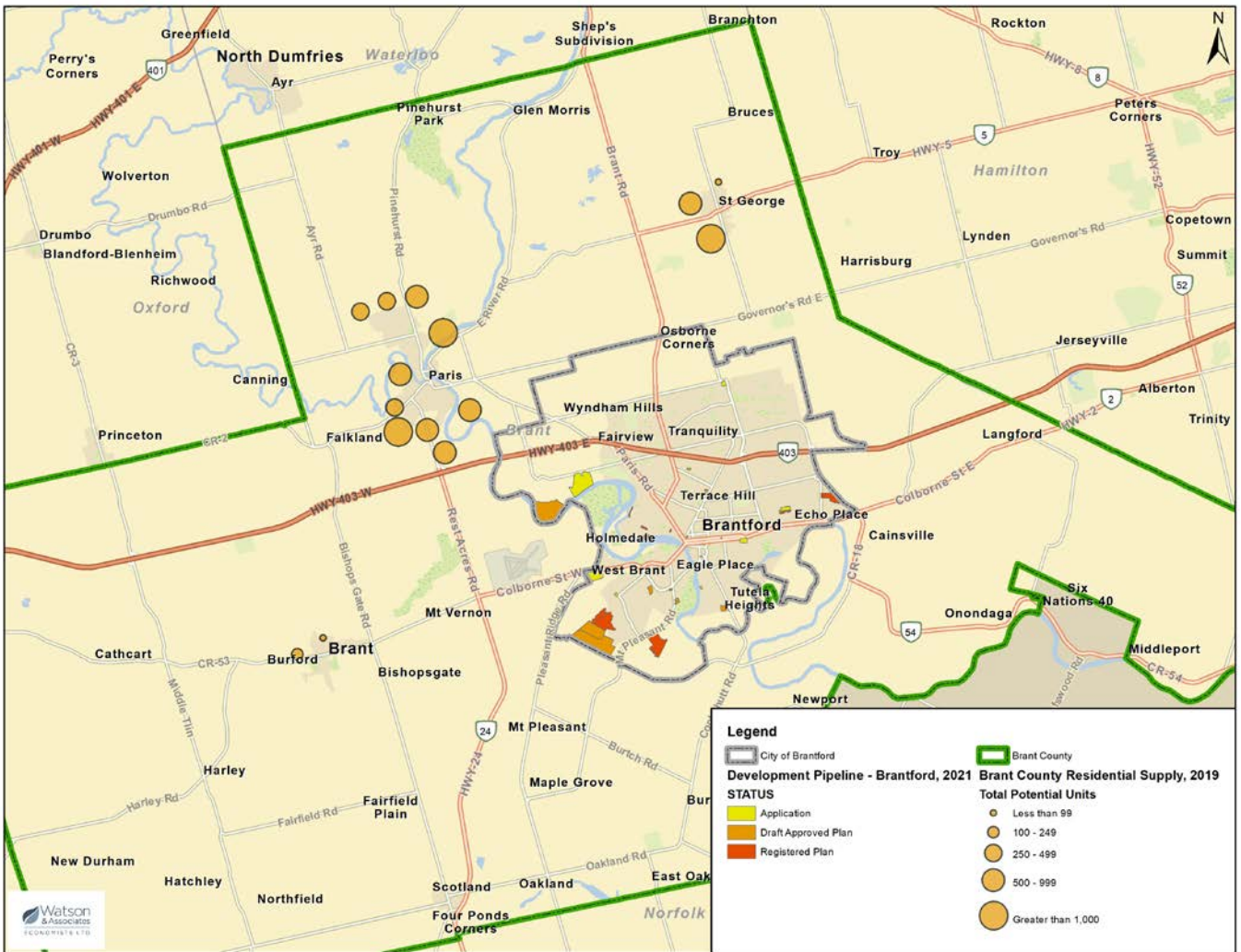
| Secondary Projected Enrolment | | | | | | | | | | | |
|-------------------------------|------------------------|---------------|---------------|---------------|---------------|---------------|---------------|---------------|---------------|---------------|---------------|
| School Name | On-the-Ground Capacity | 2022/ 2023 | 2023/ 2024 | 2024/ 2025 | 2025/ 2026 | 2026/ 2027 | 2027/ 2028 | 2028/ 2029 | 2029/ 2030 | 2030/ 2031 | 2031/ 2032 |
| Assumption College School | 1,032 | 1,685 | 1,774 | 1,763 | 1,769 | 1,850 | 1,883 | 1,923 | 2,006 | 2,073 | 2,095 |
| St. John's College | 1,281 | 1,205 | 1,279 | 1,309 | 1,309 | 1,380 | 1,395 | 1,414 | 1,461 | 1,497 | 1,545 |
| Holy Trinity Catholic HS | 1,089 | 1,041 | 1,040 | 1,026 | 1,042 | 1,042 | 1,076 | 1,118 | 1,131 | 1,158 | 1,166 |
| Total Secondary | 3,402 | 3,931 | 4,092 | 4,098 | 4,120 | 4,272 | 4,355 | 4,455 | 4,598 | 4,728 | 4,807 |

| Secondary Utilization | | | | | | | | | | | |
|---------------------------|------------------------|---------------|---------------|---------------|---------------|---------------|---------------|---------------|---------------|---------------|---------------|
| School Name | On-the-Ground Capacity | 2022/ 2023 | 2023/ 2024 | 2024/ 2025 | 2025/ 2026 | 2026/ 2027 | 2027/ 2028 | 2028/ 2029 | 2029/ 2030 | 2030/ 2031 | 2031/ 2032 |
| Assumption College School | 1,032 | 163% | 172% | 171% | 171% | 179% | 182% | 186% | 194% | 201% | 203% |
| St. John's College | 1,281 | 94% | 100% | 102% | 102% | 108% | 109% | 110% | 114% | 117% | 121% |
| Holy Trinity Catholic HS | 1,089 | 96% | 96% | 94% | 96% | 96% | 99% | 103% | 104% | 106% | 107% |
| Total Secondary | 3,402 | 116% | 120% | 120% | 121% | 126% | 128% | 131% | 135% | 139% | 141% |

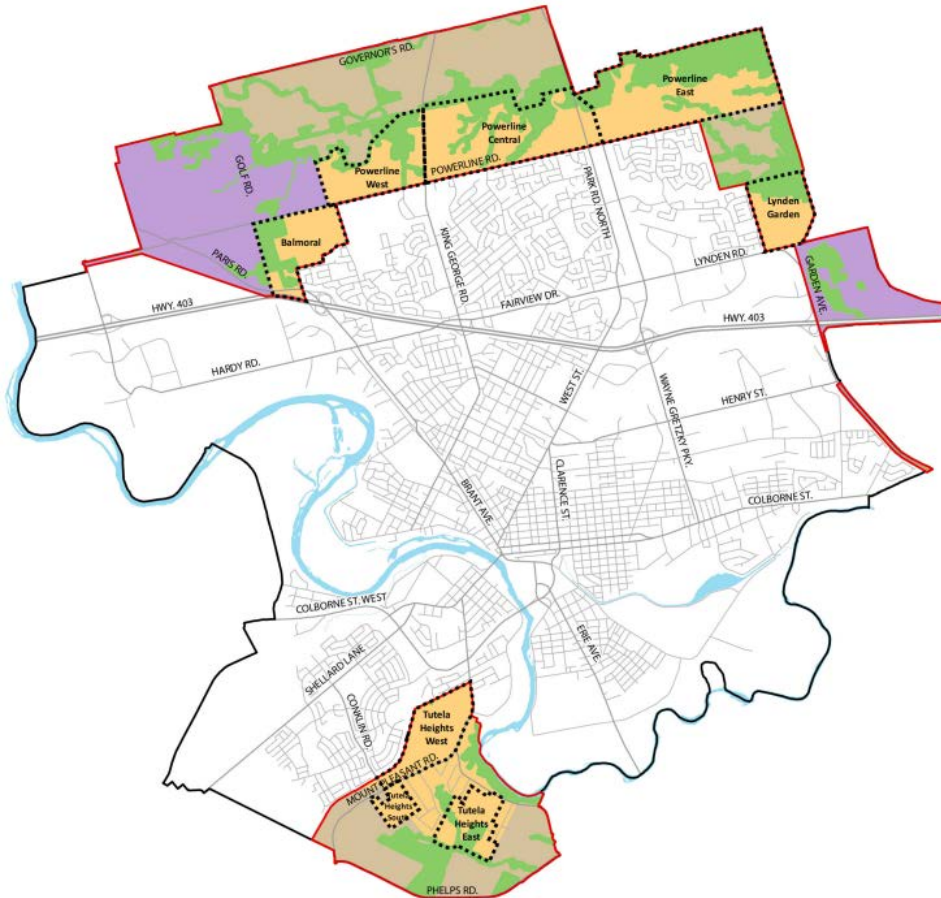


City of Brantford & Brant County

Anticipated Residential Growth Areas









City of Brantford Development Tracking



Block Plans

1. Powerline West
2. Powerline Central
3. Powerline East
4. Balmoral
5. Lynden Garden
6. Tutela Heights West - expected to generate 1,555 units
7. Tutela Heights South
8. Tutela Heights East

Legend

-  Lands Annexed to the City in 2017
-  Community Areas (Residential)
-  Employment Areas
-  Rural Areas
-  Core Natural Areas
-  Block Plan Areas

Accommodation Planning Updates



Brantford & Brant County

- The Board has been approved for a new secondary school in the City of Brantford and land purchase for school is imminent. A boundary review will be required to determine new attendance areas.

- The Board also submitted business cases for new elementary schools in SW Brantford and Paris and funding for those was turned down by the Ministry of Education.
 - Debrief
 - Boundary Review – SW Brantford/Holding Areas, City of Brantford-Wide Review?
 - Boundary Review – Paris, Brant County
 - Interim measures?
 - **Reapplication**

- Future City of Brantford Growth: Tutella Heights and Powerline Rd. Future School Sites?

- French Immersion

Accommodation Planning Updates



Haldimand & Norfolk

- The Board has a school site identified and close to purchase and space templates have been approved by the Ministry for the newly approved joint elementary school in Caledonia (Empire Developments).
 - Boundary Review To Determine New Boundary

- The Board submitted a business case for a new Waterford replacement elementary school which was also turned down by the Ministry.
 - Debrief
 - Next Steps
 - St. Joseph, Simcoe Impacts
 - **Reapplication**

- Remainder Haldimand/Norfolk Counties

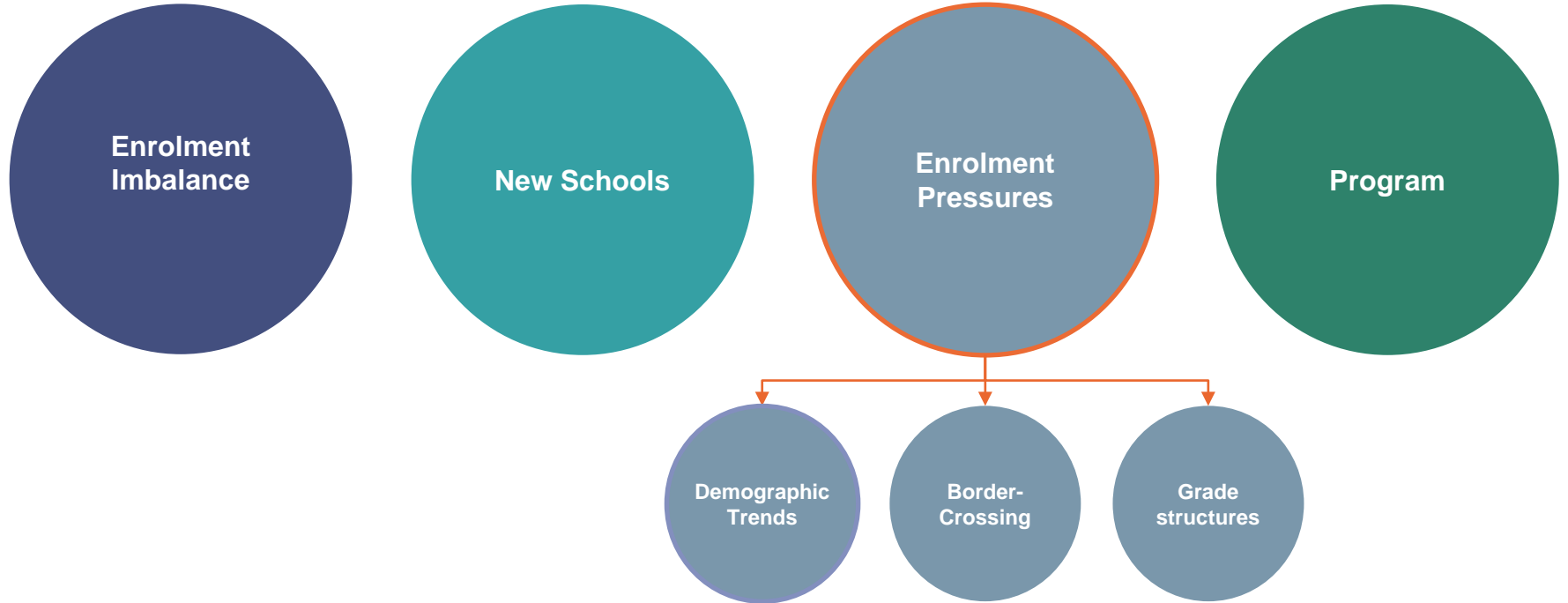
- Consolidations?

Why a School Boundary Review?



- A school attendance area (boundary) is the geographical area that each school has that determines which students will attend that school depending on where they live.
- An Attendance Area Review's objective is to look at the current school boundaries to determine how the boundaries might be changed, in order to alleviate enrolment pressures at schools while optimizing enrolment at any surrounding schools with surplus spaces.
- It is important that school boards try to balance and equalize enrolments between schools, especially if there are some schools that have too many students relative to the size of the school, while other schools have excess space. This is especially relevant to school boards when trying to secure capital for new construction from the Ministry of Education.

Attendance Area Change Drivers

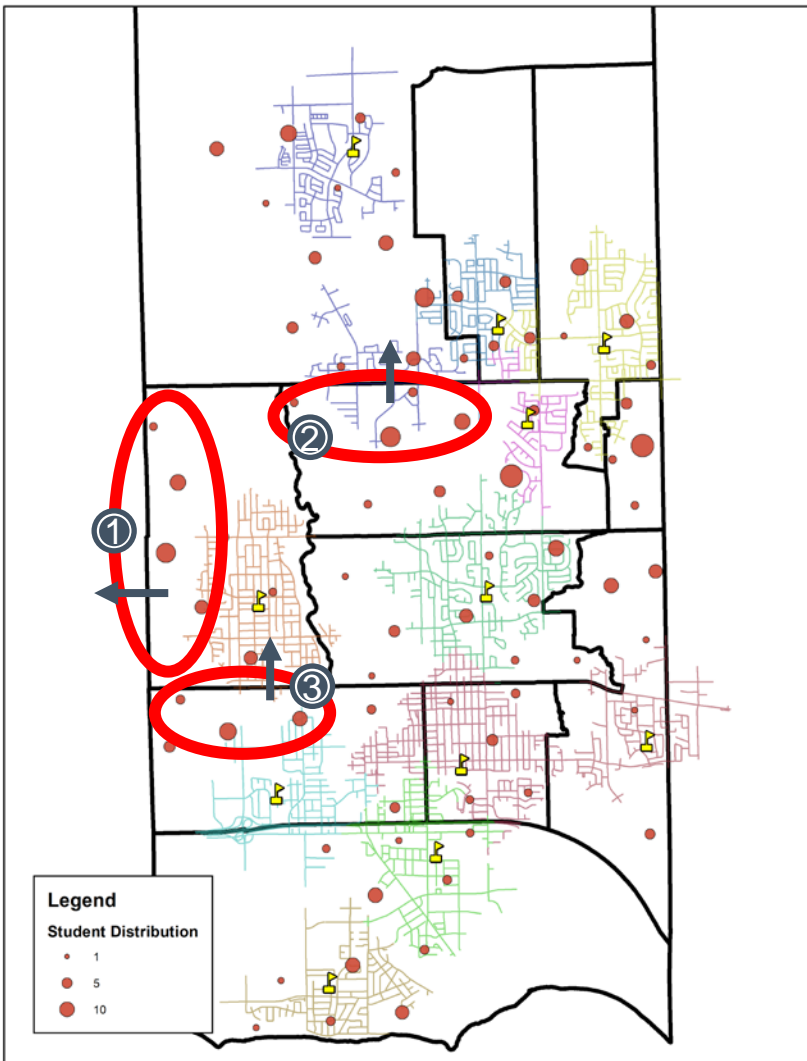




Border Crossing - Example

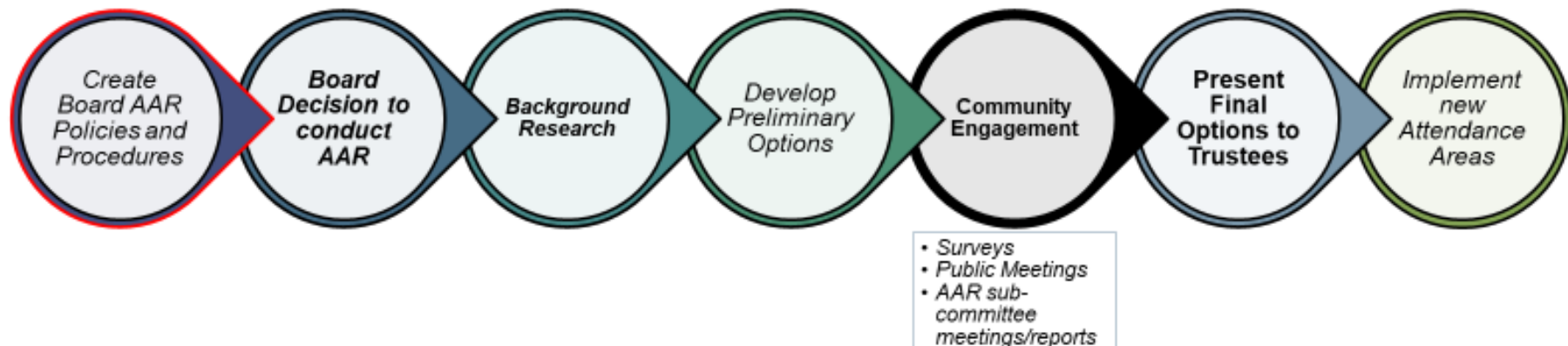
- ① School G students attend school to the west that is closer in proximity.
- ② School K students attend school to the north that is closer in proximity and is within the schools walking web (1.6km).
- ③ School M students attend school to the north, a historical boundary change is still being acted through and some students continue to attend their 'old' school through a legacy agreement.

| Attending School | Border-Crossing "In" | Border-Crossing "Out" | Border-Crossing "Net" |
|-----------------------|---|--|-----------------------|
| | # of students from other school area, attending this school | # of students from this school area, attending elsewhere | |
| School A | 24 | 13 | 11 |
| School B | 9 | 0 | 9 |
| School C | 37 | 52 | -15 |
| School D | 8 | 37 | -29 |
| School E | 35 | 81 | -46 |
| School F | 22 | 90 | -68 |
| School G - ENG | 53 | 58 | -5 |
| School H | 15 | 18 | -3 |
| School I | 76 | 24 | 52 |
| School J | 28 | 23 | 5 |
| School K | 59 | 77 | -18 |
| School L - ENG | 67 | 33 | 34 |
| School M - ENG | 43 | 33 | 10 |
| Secondary School A | 28 | 88 | -60 |
| Secondary School B | 85 | 139 | -54 |
| School G - FI | 28 | 36 | -8 |
| School L - FI | 27 | 23 | 4 |
| School M - FI | 7 | 29 | -22 |



Process

Does the Board have AAR processes and policies?



Implementation Decisions & Discussions



- Enforce boundary crossing (return students to home schools)?
- Legacy Agreements?
- Staffing requirements
- School Space Audits/Temporary spaces
- **Timing**

Possible Board Attendance Boundary Reviews



SW Brantford
January 2023

City of Brantford?
Spring 2023

**Paris/Brant
County**
Fall of 2023

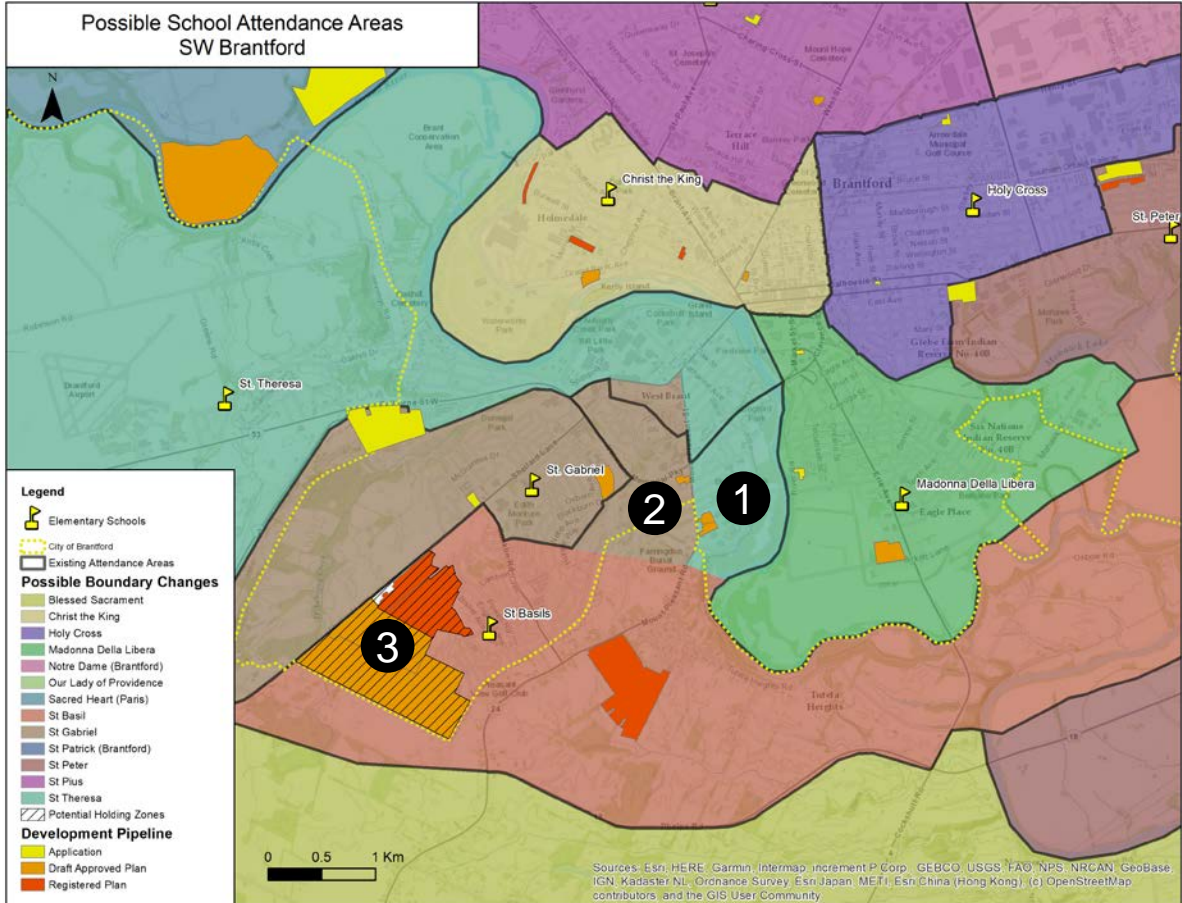
**New Caledonia
Elementary/New
Brantford
Secondary**
2023/24

**Simcoe/
Waterford**

**French
Immersion
Boundaries**

Holding Areas

Possible Boundary Options: SW Brantford



- 1 Extend St Teresa's catchment into St Basils;
- 2 Extend St Gabriel's catchment into St Basils;
- 3 Develop holding zones where significant development is expected, holding students at schools with existing surplus space.

Policies – What to include



Policies & Procedures Framework

1. Accommodation plan or similar document outlining the need for an Attendance Area Review.
 - A. Initial Board Report to Trustees.
2. Develop Attendance Area Review Committee (conduit for information between the Board and School Communities).
3. Attendance Area Review Committee Meetings.
4. *School-level Meetings (Public Consultations)*.
5. Review AARC feedback (Reports, survey responses, meeting dialog).
6. Final Attendance Area Review *Report, Presentation and Meeting*.
7. Trustees' Decision
8. Implementation (If Decision Made) Or Termination Of Process

AAR Committee Members

1. Sr. Board Staff.
2. Planning Consultant (as required).
3. Parent council representatives from each school within the review.
4. Principals of schools within the review.
5. Administrative support as needed.



Is A Full Attendance Area Review Always Required?

When should the board conduct an AAR?

| Process | % of impacted students | Governing Policy or Administrative Procedure |
|------------------------------|-------------------------------|---|
| Internal Boundary adjustment | 0 - 29.99% | AP305: School Enrolment Areas and Boundary Reviews |
| Boundary Review Consultation | 30 - 49.99% | AP305: School Enrolment Areas and Boundary Reviews |
| Accommodation Review Process | 50% and greater | Policy 15: Pupil Accommodation Reviews |

Source: AMDSB Administrative Procedure 305: School Enrolment Areas and Boundary Reviews, 2022.
https://www.amdsb.ca/apps/pages/index.jsp?uREC_ID=1088879&type=d&pREC_ID=1379847

Education Development Charge Updates



- **City of Brantford and Brant County**
 - The Board had amended the current EDC rate in Brantford and Brant Co. in 2021 to reflect the rising cost of land in Brantford and the County.
 - The Board's EDC bylaw is up for renewal in 2023 and a new bylaw must be in place prior to October 15, 2023.
- **Haldimand County**
- **Norfolk County**

QUESTIONS?